

Mundelein Fire Department

Monthly Report January 2016




This month members traveled to Comers Children's Hospital to visit patients.

EMERGENCY RESPONSE SUMMARY

Type of Call	January 2016	Year to Date	Last Year to Date
Emergency Medical	114	114	123
Hazardous Materials	0	0	0
Tree, Brush, Grass, Fire	0	0	0
CO Detector	10	10	6
Dumpster/Trash Fire	0	0	0
Electrical Wires Down	2	2	2
Electrical Inside	0	0	0
True Fire Alarm	19	19	29
Gasoline Leak/Spill	0	0	1
False Call	4	4	4
Lockout/Citizen Assist	5	5	11
Mutual Aid	52	52	53
Natural Gas leak	6	6	7
Odor Investigation	5	5	5
Police Assist	1	1	1
Smoke Investigation	3	3	5
Structure Fire	0	0	3
Supervisory Alarms	6	6	1
Trouble Alarms	19	19	29
Vehicle Fire	1	1	2
Other	2	2	4
TOTALS	249	249	286

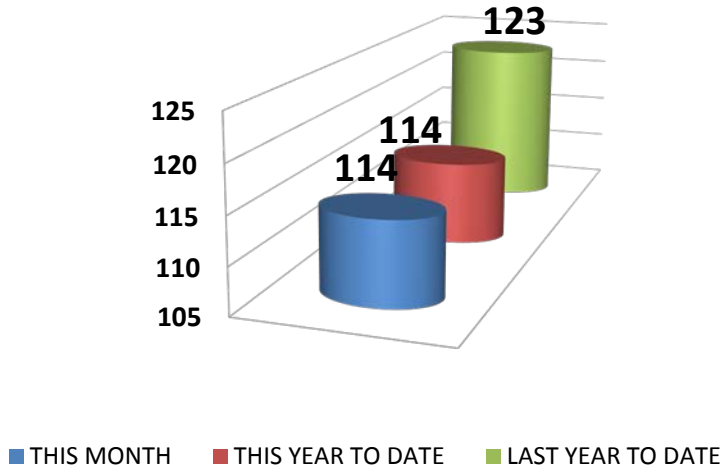
TOTAL RESPONSE



■ THIS MONTH ■ YEAR TO DATE ■ LAST YEAR TO DATE

Total responses by the Mundelein Fire Department for both emergency medical calls and fire responses.

EMERGENCY MEDICAL CALLS

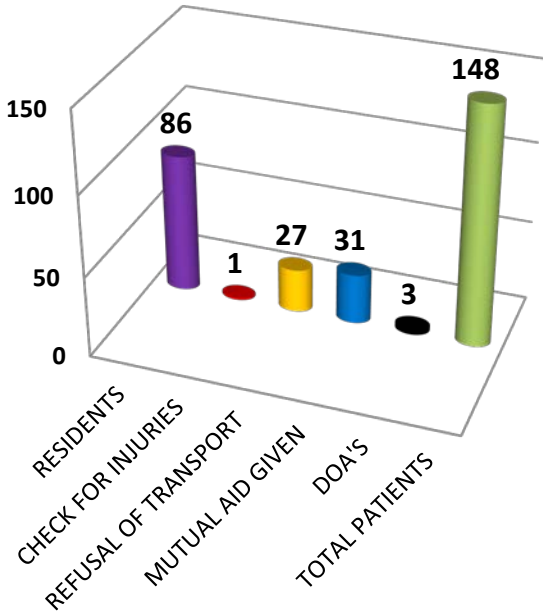


Emergency Medical calls, this is where an ambulance responds for an injured or sick person.

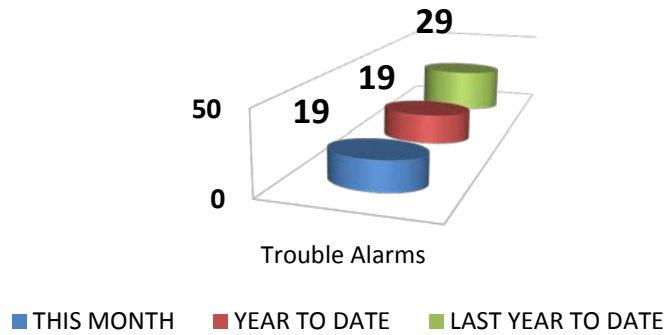
PATIENT TRANSPORT SUMMARY

RESIDENTS	86
CHECK FOR INJURIES	1
REFUSAL OF TRANSPORT	27
MUTUAL AID GIVEN	31
DOA'S	3
TOTAL PATIENTS	148

PATIENT TRANSPORT SUMMARY

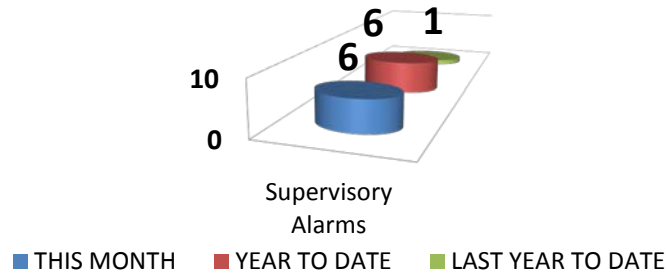


TROUBLE ALARMS



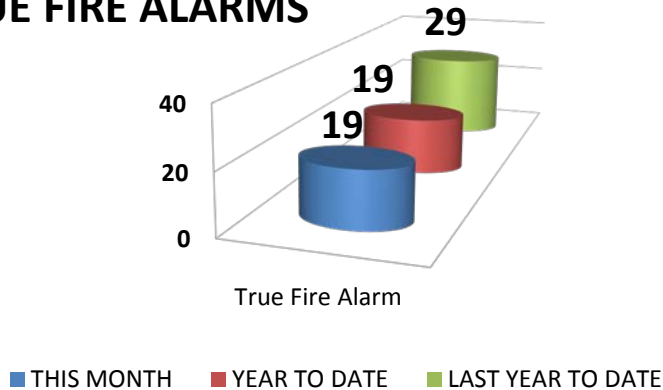
A Trouble Alarm is caused by power loss, communication loss, or damage to the fire alarm system. This is a non-emergency response.

SUPERVISORY ALARMS



A Supervisory Alarm is caused when a component of the fire sprinkler system is shut down. This is a non-emergency response.

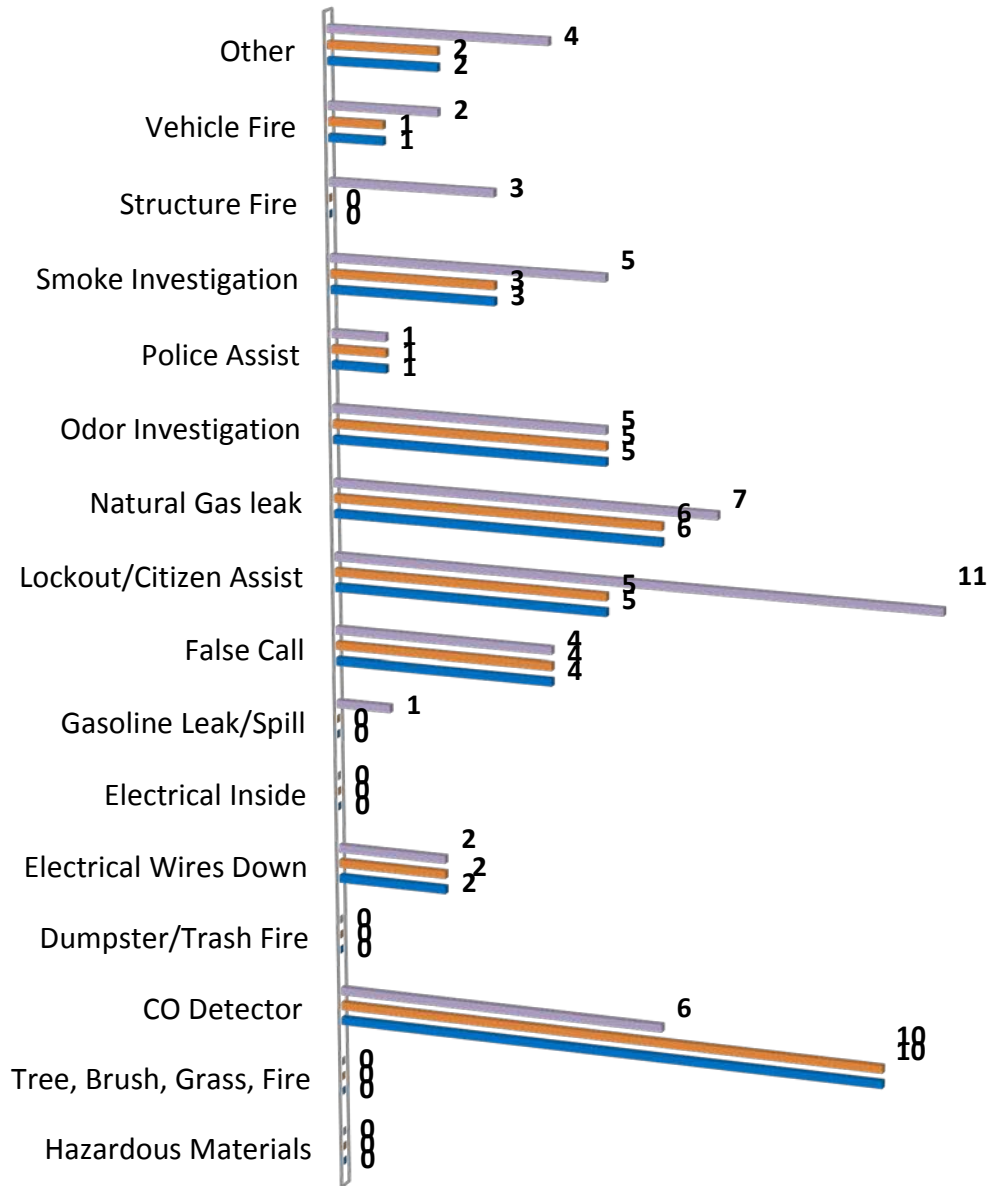
TRUE FIRE ALARMS



A True Fire Alarm is caused by activation of a smoke detector, heat detector, pull station activation, or sprinkler system activation. These are emergency responses.

ALL OTHER FIRE RESPONSES BY TYPE

■ THIS MONTH ■ YEAR TO DATE ■ LAST YEAR TO DATE



MUTUAL AID SUMMARY

Type of Response	January 2016	Year to Date	Last Year to Date
------------------	--------------	--------------	-------------------

AUTOMATIC AND NON-AUTO AID TO COUNTRYSIDE FIRE

Auto Fire Aid to Countryside	5	5	11
Auto EMS Aid to Countryside	31	31	26
Non Auto Aid to Countryside	8	8	8

AUTOMATIC AND NON-AUTO AID FROM COUNTRYSIDE FIRE

Auto Fire Aid From Countryside	5	5	17
Auto EMS Aid From Countryside	5	5	9
Non Auto Aid From Countryside	12	12	5

AUTOMATIC AND NON-AUTOMATIC AID TO LIBERTYVILLE FIRE

Auto Fire Aid to Libertyville	0	0	2
Non Auto Aid to Libertyville	2	2	0
Auto Aid From Libertyville	1	1	3

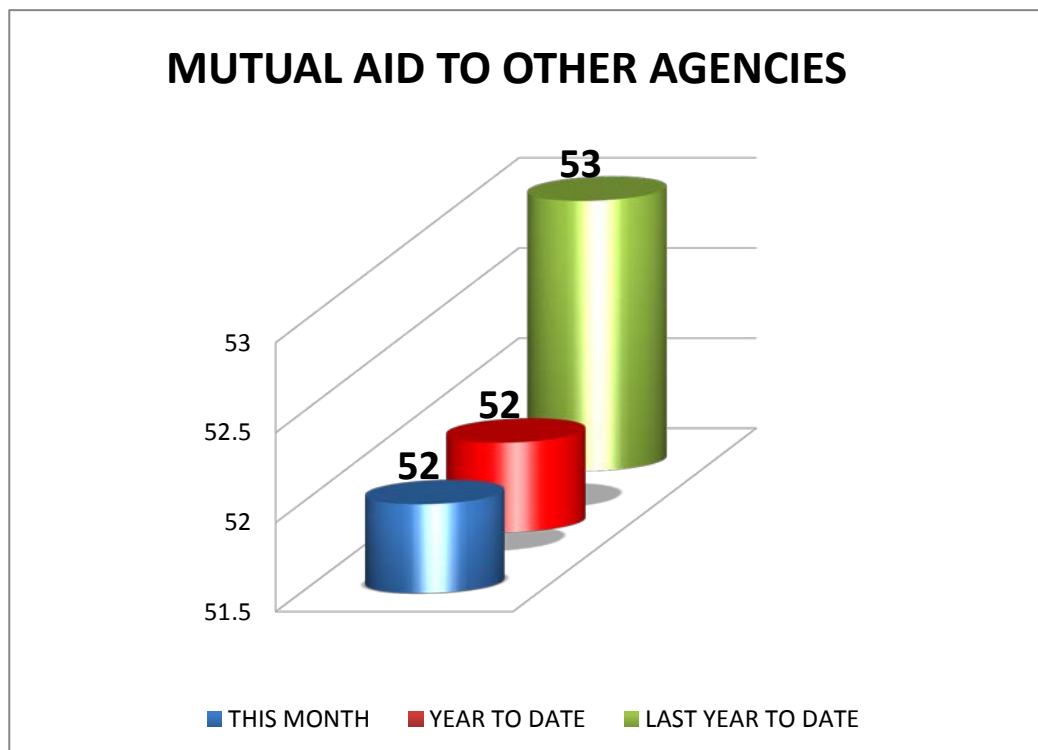
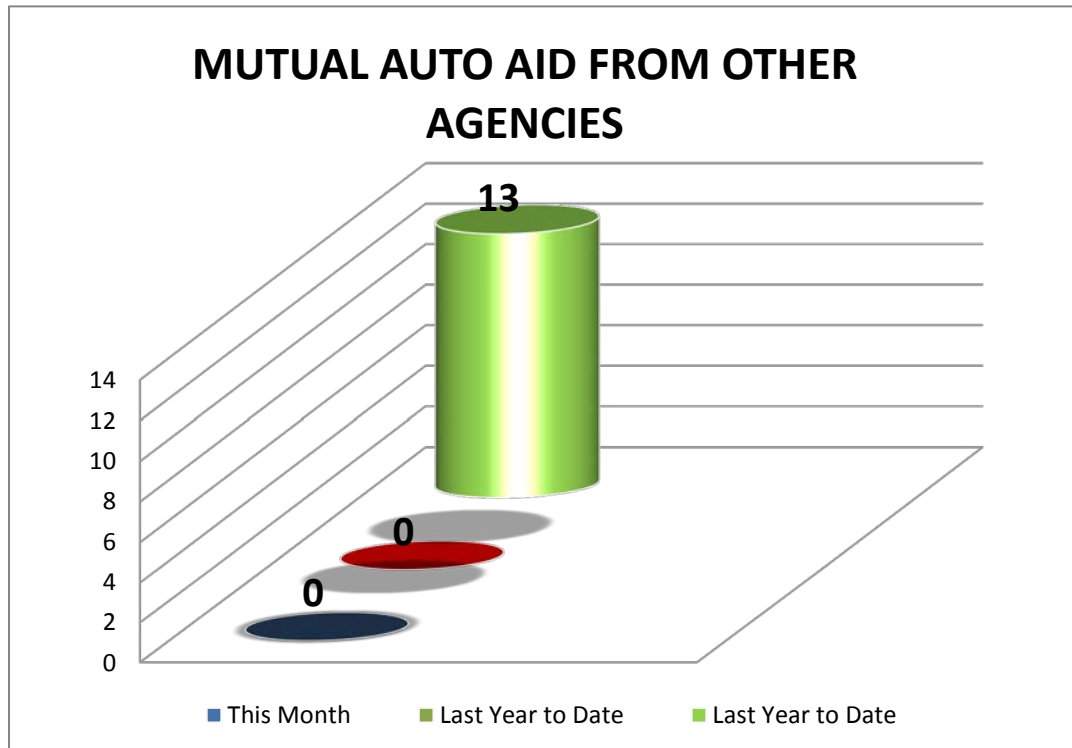
AUTOMATIC AID TO GRAYSLAKE FIRE

Auto Aid to Grayslake	3	3	4
Auto Aid From Grayslake	0	0	1

MUTUAL AID TO ALL OTHER FIRE DEPARTMENTS

Mutual Aid to Other Agencies	3	3	0
Mutual Aid From Other Agencies	0	0	13

Automatic aid is where the fire department responds on predetermined areas or types of calls to Countryside, Libertyville, or Grayslake. Non-automatic mutual aid is where a department becomes overwhelmed with calls or has an extra alarm fire, and requests our assistance.



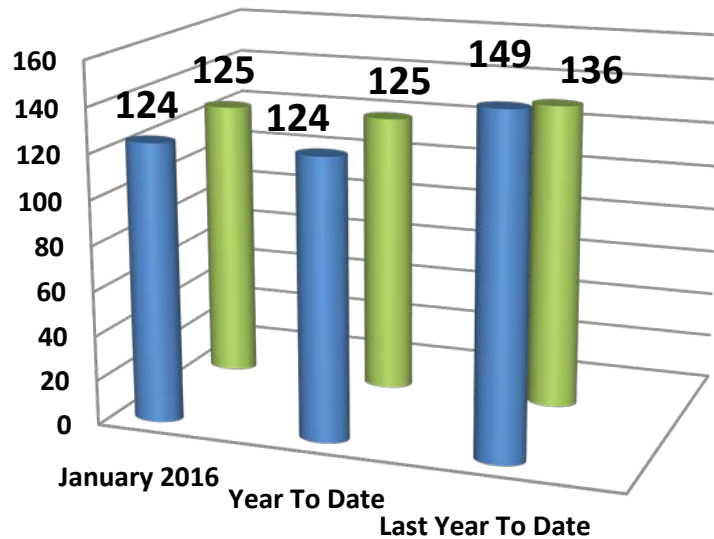
Responses by Fire Station

	January 2016	Year To Date	Last Year To Date
Station One	124	124	149
Station Two	125	125	136

By Shift	Black Shift	Red Shift	Gold Shift
Station One	42	40	42
Station Two	28	44	53
Year To Date	70	84	95

The fire department uses a three shift/platoon system, where as one shift/platoon works for 24 hours, from 8:00am to 8:00am, then has 48 hours off.

Responses By Fire Station



■ Station One ■ Station Two

Fire Operations Training Hours

	January 2016	Year To Date	Average Per FF This Month
Full Time	744	744	26

All firefighters are required to have an average of 20 hours of training every month. This is a national standard set forth by the National Fire Protection Association, Insurance Services Office Inc. and adopted by the Illinois Office of the State Fire Marshal.

**Bureau of Fire Prevention
Inspection Report**

January 2016

	<i>January 2016</i>	<i>Year to Date</i>	<i>Last Year to Date</i>
<i>Life Safety Inspections</i>	171	171	325
<i>Special Inspections</i>	5	5	5
<i>New Occupancy Inspection</i>	2	2	6
<i>Final Inspections</i>	0	0	3
<i>Key Box Changes</i>	0	0	0
<i>Plan Reviews</i>	7	7	7
<i>Consultations</i>	4	4	4
<i>Written Warning Fire System Issues</i>	4	4	0
<i>Written Warning Outstanding Inspection</i>	3	3	0
<i>Total</i>	192	192	354

Bureau of Fire Prevention
Inspection Report
January 2016

Building Plan Reviews

1050 N Route 83 - Starbucks Remodel
469 N Seymour - PNC HVAC
1130 W Maple - Pizza Italia New Bathroom
628 N Lake - Citgo New Pumps

Sprinkler Plan Reviews

1561 S Lake - O'Rielly's
161 N Archer - Tighthead

Hood and Duct Plan Reviews

None This Month

**New Business or Change in
Ownership**

837 S Lake - Dominos
210 Terrace - Total Body Yoga

Final Inspections

None this Month

Fire Alarm Plan Reviews

2 Sysmex Way-Sysmex

Occupancy Loads Figured

None this Month

Bureau of Fire Prevention
Inspection Report
January 2016

<i>Inspector</i>	<i>This Month</i>	<i>Year to Date</i>
Brett Clark	0	0
Steve D'Incognito	58	58
Clifton Englund	43	43
Mark J. Gaunky	22	22
Brian Jones	23	23
Jeremy Lockwood	33	33
Phil McGuire	0	0
Dave Myers	0	0
Brad Sashko	13	13
Totals	192	192

Bureau of Fire Prevention

January 2016

Public Education Report

<i>Activity</i>	<i>Hours/Persons</i>	<i>Year To Date</i>
CPR	0	0
First Aid	0	0
Car Seat Installation	0	0
Juvenile Firesetters	0	0
Industrial Safety/Classes	0	0
Emergency Planning	0	0
Fire Extinguisher Classes	0	0
Public Training Sessions	0	0
Station Tours	0	0
School Presentations	0	0
Fire Drills Schools and Businesses	0	0
Block Parties	0	0
Explorers Training Sessions	0	0
Blood Drive Units Donated	85	85
Blood Pressures	15	15
Questions on Phone	26	26

Bureau of Fire Prevention
January 2016
Plan Review Charges

	<i>Month</i>	<i>Year To Date</i>	<i>Last Year</i>
<i>Fire Alarm</i>	\$209.00	\$209.00	\$121.00
<i>Sprinkler System</i>	\$259.00	\$0.00	\$105.00
<i>Hood and Duct System</i>	\$0.00	\$0.00	\$0.00
<i>Standpipe</i>	\$0.00	\$0.00	\$0.00
<i>Fire Pump Test</i>	\$0.00	\$0.00	\$0.00
<i>Standpipe Flow Test</i>	\$0.00	\$0.00	\$0.00
<i>Fuel Tanks</i>	\$0.00	\$0.00	\$0.00
<i>Spray Booth</i>	\$0.00	\$0.00	\$0.00
<i>Total</i>	\$468.00	\$209.00	\$227.00

Bureau of Fire Prevention
Dollar Loss Versus Dollars Saved
All Fires Year to Date

<i>Total Values</i>	<i>Total Loss</i>	<i>Total Saved</i>
<i>\$1,005,000.00</i>	<i>\$8,000.00</i>	<i>\$997,000.00</i>

These numbers are calculated by taking the total of all fires that have occurred within the Village of Mundelein, Structure, vehicles, outside, etc. Using tax records and other internet sources an estimated value is established, the damage estimate is then subtracted from this number.

Mundelein Fire Department

Anniversaries and Birthdays for January 2016

Anniversaries

FF Kurtis Roman 4 yrs

FF Kevin Miller 17 yrs

FF Mike Dippel 17 yrs

Birthdays

Lt Brian Jones 41

FF Brad Sashko 31

FF Clifton Englund 30

FF Dan Mastandrea 25